

The Property Income Trust for Charities (PITCH) helps over 1,350 charities to invest in property in an ethical, responsible and tax-efficient way.

Fund Update

There was increased market activity during Q3 across all property sectors, which enabled valuers to remove the material uncertainty clause on valuations, which had been in place since March. This cleared the way for some funds to re-open although a number remained suspended particularly those with a high exposure to retail or with insufficient cash holdings.

Given PITCH's prudent approach to liquidity management, we were pleased to be able to not only re-open for dealing in September but also to repay all redemptions for Q1, Q2 and Q3. These totaled some £15m (2.6% of NAV) with c.£9m of notices having been withdrawn. The cash position now stands at c.£90m. We intend to maintain a cash buffer of c.5%-10% of NAV for the foreseeable future whilst keeping this under review.

The continued focus for PITCH this quarter has been on rent collection and maximising income distributions to investors. Given the Fund's high weighting to the industrial and office sector and the covenant strength of its tenants, PITCH was able to collect 86% of rents in Q3 which was broadly in line with Q2. Most arrears were in the form of deferrals due for collection from Q4 onwards and into 2021, continuing our firm but fair approach with our tenants. Once outstanding arrears are collected, we expect the final rent collection level for both Q2 and Q3 to reach c.95%.

The strength of this rent collection meant that monthly distributions for the same period were running at only c.25% below pre-Covid levels. We maintain our forecast of being able to deliver a final distribution yield for 2020 of 4.5%. For charity investors this is attractive in the context of an increasingly low yielding investment landscape.

PITCH returned -0.7% in Q3 with capital value declines moderating in response to improving market conditions. The 12-month total return for the Fund now stands at -2.3%, compared to -2.8% for the MSCI/AREF UK All Balanced Property Fund Index.

Once again, the Fund's retail and restaurant assets (just 4% of portfolio value) provided the largest contribution to this downward movement as these sectors continued to suffer from tenant failures and falling rental values. The Fund's industrial holdings saw a modest valuation increase reflecting continued growth in occupational take-up and strong investment appetite for the sector.

The office assets in the portfolio saw some outward yield movement in view of weaker occupational demand caused by increased flexible working trends. We remain positive on the longer term prospects for thematically aligned urban offices in key regional centres, where overall supply levels are at historic lows.

The Fund's holding in the Unite Student Accommodation Fund returned +0.4% in Q3 as occupancy levels reached 90% for the 2020/21 academic year in response to a +4% increase in UCAS applications. There remains good institutional interest for the sector, which has caused investment yields to remain stable, however growing infection rates at many universities enhances the risk to income distributions over the next 12 months.

Acquisitions & Disposals

The Fund is under offer to acquire a new, well specified warehouse asset in the West Midlands for c.£10.5m. The asset is let to a good tenant and provides an unexpired lease term of just under ten years with the benefit of a fixed rental uplift in the fifth year. This provides an attractive yield to the Fund of c.5.5%.

Given the Fund's cash position and pipeline of sales we are considering several new acquisition opportunities in accordance with our thematic investment approach with a particular focus on alternatives, logistics and the life sciences sector.

There was one completed sale during Q3 which was a small warehouse asset in Cardiff that sold for £3.2m, achieving some 7% above valuation. Further sales are being considered where we have recently completed asset management initiatives

and the asset is now too small, or if it is no longer aligned with our thematic investment strategy.

Asset Management

We have been encouraged by the number of tenants committing to longer leases or letting up our vacant properties. We continue our programme of refurbishing assets to improve them from both a marketing and environmental efficiency perspective.

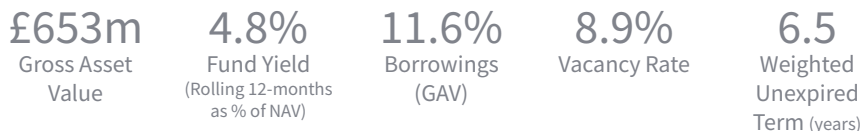
New lettings have been agreed for a vacant warehouse in Newmarket and a unit on the multi let industrial estate in Yeovil. Meanwhile an existing tenant at the industrial asset in Hook has signed up to a new 10 year lease, which was agreed alongside a 9% rental increase.

The portfolio void rate increased to 8.9% over the quarter due to two new vacancies at the Fund's office asset at Woodbridge Road, Guildford and on the retail park in Wrexham. Allowing for properties currently under refurbishment, recently refurbished or under offer to let, the vacancy rate reduces to 6.0%, which remains well below the market average. We continue to prioritise initiatives to reduce the void rate further and maximise income returns to investors.

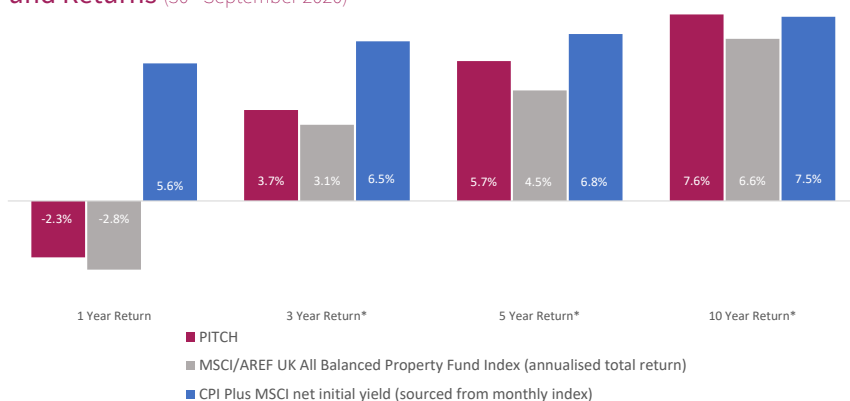
Fund Outlook & Strategy

Given the ongoing threat caused by Covid-19, we maintain our focus on maximising income returns to investors both from rent collection but also from asset management. We continue to monitor the cash position from a liquidity standpoint given elevated levels of risk at present and, therefore, new acquisitions will be balanced with further sales that are no longer consistent with our strategy. Given the structure of the PITCH portfolio and strength of its underlying tenants, the Fund is set to deliver an attractive and resilient income return in 2020. We hope to be able to grow income in 2021 as we collect deferred rental payments and deliver on many of the key ongoing asset management initiatives across the portfolio.

Key Statistics



Fund Returns (30th September 2020)



Fund Management Team



James Thornton
Fund Director



Simon Martindale
Fund Manager

Investor Enquiries

Deanna Oyin-Adeniji at Mayfair Capital
Telephone: +44 20 7291 6667
Email: doyin-adeniji@mayfaircapital.co.uk

Administrative Enquiries

Finleigh Donald at Sanne
Telephone: +44 (0)203 9111 028
Email: PITCH@sannegroup.com

Source: MSCI and CPI index (30.09.2020)
*annualised

Fund Key Data

Gross asset value	£652.53m
Net asset value	£577.18m
Number of assets	52
Vacancy rate	8.9%
Weighted Av. Unexpired Lease Term	6.5 years
Distribution History	
Jul 2020	0.260 p.p.u.
Aug 2020	0.279 p.p.u.
Sep 2020	0.281 p.p.u.
Borrowings (GAV)	11.6%
Total expense ratio (GAV)	0.65%
Portfolio turnover ratio	-4.8%
Year End	31 December
Sedol number	B0517P1
ISIN number	GB00B0517P11

Five Largest Tenants (by income)

Admiral PLC	4.8%
Wincanton Holdings Ltd	4.4%
Kier Construction Ltd	4.4%
Sky CP Ltd	3.7%
Antolin Interiors Ltd	3.2%

Five Largest Assets (by value)

Unite Student Accommodation Fund	5.2%
Capital Quarter, Cardiff	5.1%
Doncaster, Trax Park	4.0%
Croydon, Premier Inn	3.9%
Newmarket	3.9%

Lease Length (by rent)

0-5 years	45.0%
5-10 years	39.3%
10-15 years	8.1%
15-20 years	7.6%
20+ years	0.0%

Portfolio Distribution (by sector)

Industrial	38.6%
Office	35.4%
Retail Warehouse	9.8%
Retail	4.0%
Other	12.2%

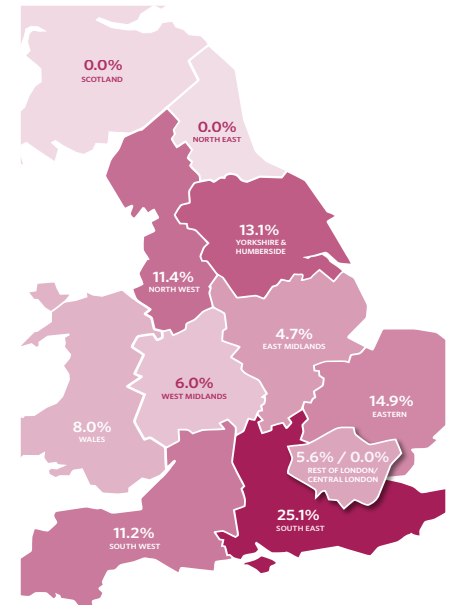
Tenant Risk Rating (by rent)

Minimal risk	41.3%
Lower than average	42.5%
Higher than average	11.7%
High risk	4.5%

8 Newmarket Business Park



Portfolio Distribution (geographic weightings)



Asset Management

The Fund has secured a new letting of 20,000 sq ft to the food manufacturer, Mr Fothergills Seeds, on a new six year lease for a rent of £175,000 pa, which is c.4% above the market rent. This helps to reduce the current vacancy rate but also enhances the unexpired lease term across the estate and portfolio. The asset remains a core industrial holding for the Fund, which has seen strong rental growth during the period of ownership due to strong local demand and dwindling supply of quality warehousing.

The materials contained herein are for information purposes only and do not constitute an offer to sell or a solicitation of an offer to purchase any interest in any investment vehicles (the "Funds") managed by Mayfair Capital Investment Management Limited or its affiliates. Mayfair Capital Investment Management Limited ("Mayfair Capital") is authorised and regulated by the Financial Conduct Authority (the "FCA"). The information contained herein is directed inside and outside the United Kingdom, in accordance with the Alternative Investment Fund Managers Directive 2011/61/EU and any relevant local law in the relevant jurisdictions and it is not directed at any persons in the United States or any other jurisdiction where it would be unlawful to distribute or access this information.

The Funds are not recognised collective investment schemes for the purposes of the Financial Services and Markets Act 2000 of the United Kingdom (the "Act") and are exempt from the restriction in section 238 of the Act on the communication of an invitation or inducement to participate in a collective investment scheme on the grounds that such information is communicated to and/or directed at only those persons who are categorised as professional clients or eligible counterparties (within the meaning of the FCA Rules) in relation to the Funds. The investments and investment services to which this publication relates are only available to persons with such a categorisation and other persons should not act or rely on it. In particular, any investment or investment service to which this publication relates is not intended for persons who are retail clients and will not be made available to retail clients.

Investors in the Funds will not benefit from the rules and regulations made under the Act for the protection of investors, nor from the Financial Services Compensation Scheme. Units in the Funds are not dealt in or on a recognised or designated investment exchange for the purposes of the Act, nor is there a market maker in such units, and it may therefore be difficult for an investor to dispose of his units otherwise than by way of redemption. The performance information (including any expression of opinion or forecast) herein reflects the most-up-to-date data at the time of production and publication made in good faith on the basis of publicly available, proprietary information or on sources believed by Mayfair Capital and its associated companies to be reliable, but not liable, nor guaranteed as to its accuracy or completeness for any such information.

The value of investments may go down as well as up, and investors may not get back all or any amount originally invested. Income or other returns from investments are subject to change and may be lower than estimated. Past performance is not a reliable indicator of future performance. Mayfair Capital manages Funds which invest in real property and which may be subject to higher risk and volatility than other funds and may not be suitable for all investors. Further, the Funds may be leveraged and their portfolios may lack diversification thereby increasing the risk of loss. The levels and bases of and reliefs from taxation may change. Any tax reliefs referred to are those currently available and their value depends on the circumstances of the individual investor. Investors should consult their own tax adviser in order to understand any applicable tax consequences.